

**Update Version 3.6.0
February 2009**

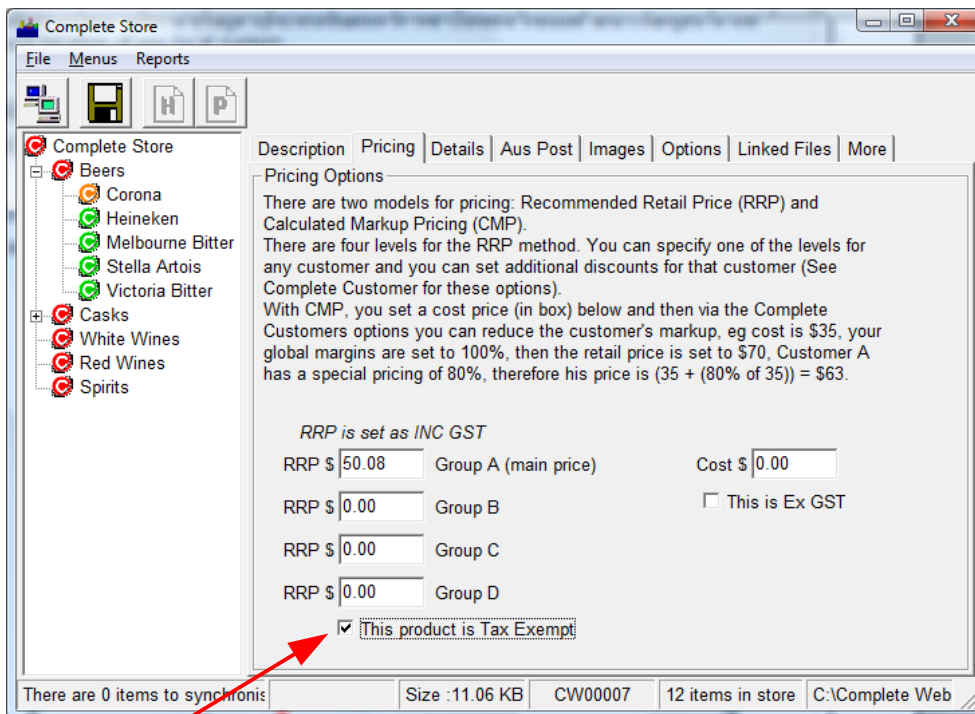
This includes updates to the Store, Options, Content modules. Updates relate to tax exemptions on store items, group pricing and tax exemptions, payment gateway providers, fixes to image synchronisation in the Content module and changes to the database location of your local system.

Table of Contents

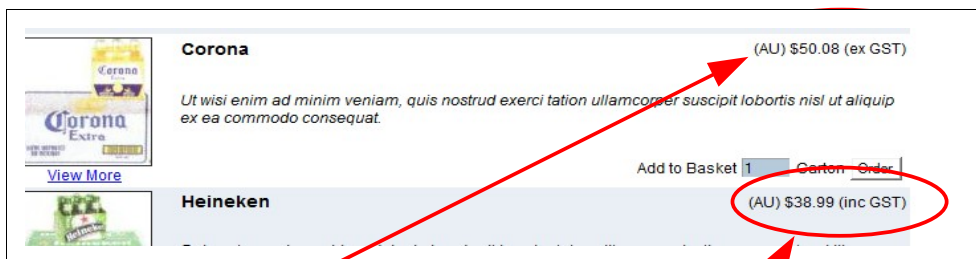
Tax Exemptions Rules (Individual products).....1
 Tax Display options for different Member groups.....2
 Additional Gateway provider (eWAY).....2
 General Updates and fixes.....3
 Content: synchronisation of linked images and files3
 Content: Save (Export) website.....3
 Content: Clean up server update.....3
 Store: Negative values for Store.....3
 Options: Show multi-site feature.....3

Tax Exemptions Rules (Individual products)

Store Module: You can specify whether a product is tax exempt.



By selecting this option, the product will be sold as exempt from tax



Notice that the top item is tax exempt while the second example is tax included.

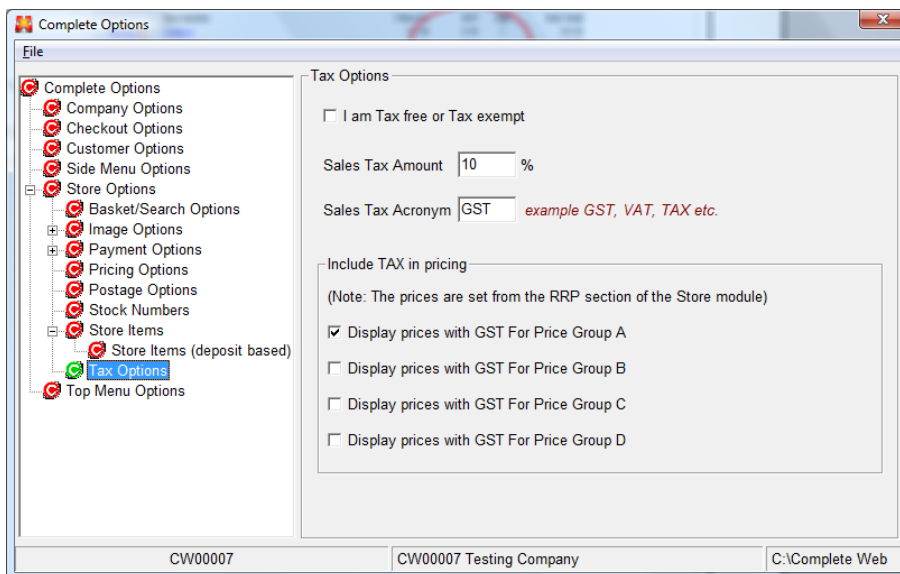
You have 2 items in your basket \$89.07 (+ postage) [Go to checkout/review](#)

Check Details					
	Description	Price Ex	GST	Qty	Sub Total
Remove X	Corona	50.08	0.00	1	50.08
Remove X	Heineken	35.45	3.54	1	38.99
	Postage & Handling	3.09	0.91		10.00

The checkout also displays the relevant tax details

Tax Display options for different Member groups

Options Module: You can specify whether the tax is displayed for products in the main store area.



The above example Group A (default) pricing is shown with tax included, while Groups B, C & D will show tax excluded pricing.

Note: the checkout will display all relevant taxes.

Additional Gateway provider (eWAY)

You can now specify eWAY as you credit card automatic gateway provider; please contact Complete Web for more information.

General Updates and fixes

Content: synchronisation of linked images and files

When you create links to files or member files within the content module, on synchronisation the files will be uploaded automatically (you do not need to use the “File” => “Upload a file” function)

Content: Save (Export) website

When you save and open websites from within the Content module, the system will backup any linked files and linked member files.

Content: Clean up server update

You can now clean up member files from the server. From the “File” menu select, “Clean up server”, from the drop down list you can select “Member files”

Store: Negative values for Store

You can now set a negative number in the store item options. For example, you can have a price for an item set to \$10 and with the selectable options for that item you can have an option that reduces the price of the item (eg -2.00).

Options: Show multi-site feature

If you are running more than 1 website, you can now have a quick change function that allows you to easily move between sites.

You can change the location of your database, for example to a local server.

Complete Web Pty Ltd

Victoria	03 9017 7900
NSW	02 8197 2173
Queensland	07 4015 2515